

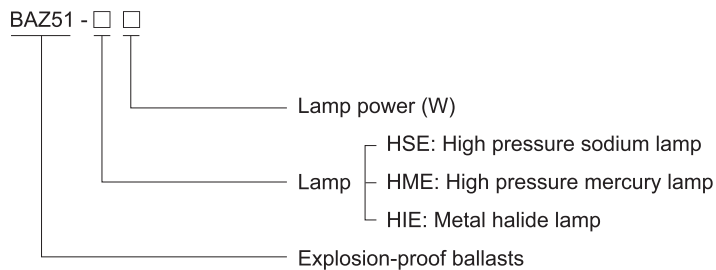
Ballasts

BAZ51 Series Explosion-proof Ballasts



- ◆ Explosion protection to
 - CENELEC
 - IEC
 - NEC
- ◆ Can be used in
 - Zone 1 and Zone 2
 - Zone 21 and Zone 22
- ◆ Applicable to lamp (max. 400W) of HIE, HSE and HME.
- ◆ Enclosure in copper-free aluminium, powder coated surface, yellow (RAL1021).
- ◆ Electromagnetic ballast, rapid starting, stable performance.

Catalogue number logic



Selection table

Type/Ordering code	Available lamp Power(W)	Weight (kg)	Enclosure	Type/Ordering code	Available lamp Power(W)	Weight (kg)	Enclosure
BAZ51-HIE 70	HIE 70	5.65	I	BAZ51-HSE 150	HSE 150	6.60	I
BAZ51-HIE 100	HIE 100	6.25	I	BAZ51-HSE 250	HSE 250	6.95	II
BAZ51-HIE 150	HIE 150	6.55	I	BAZ51-HSE 400	HSE 400	8.65	II
BAZ51-HIE 175	HIE 175	6.60	I	BAZ51-HME 80	HME 80	5.60	I
BAZ51-HIE 250	HIE 250	6.60	I	BAZ51-HME 125	HME 125	6.25	I
BAZ51-HIE 400	HIE 400	8.70	II	BAZ51-HME 175	HME 175	6.60	I
BAZ51-HSE 70	HSE 70	5.65	I	BAZ51-HME 250	HME 250	6.50	I
BAZ51-HSE 100	HSE 100	6.25	I	BAZ51-HME 400	HME 400	8.65	II

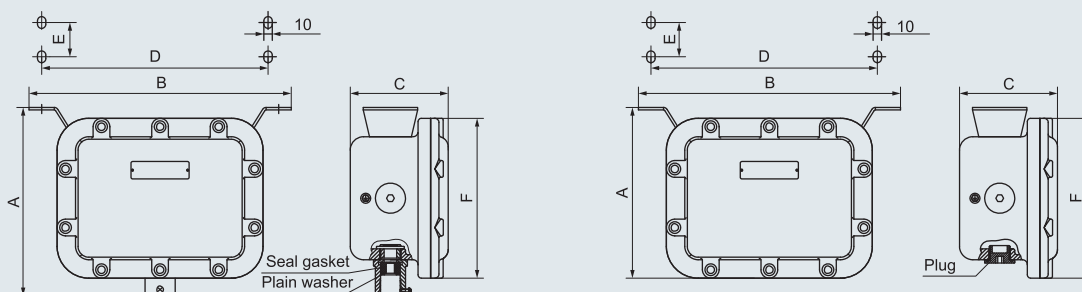
Note: The power factor is more than 0.90 while equipped with compensation capacitor.

Zones 1&2; 21&22

Ballasts BAZ51 Series Explosion-proof Ballasts

Technical data	
Explosion-proof ballasts	BAZ51-□□
Explosion protection	<p>Gas explosion protection $\text{Ex II 2 G Ex d IIB T6 Gb}$</p> <p>Dust explosion protection $\text{Ex II 2 D Ex tb IIIC T80°C Db IP66}$</p>
Certificates	LCIE 06 ATEX 6019; IECEx LCI 08. 0002
Conformity to standards	EN 60079-0, EN 60079-1, EN 60079-31 IEC 60079-0, IEC 60079-1, IEC 60079-31
Material	Copper-free aluminium, powder coated surface, yellow (RAL1021)
Enclosure	Stainless steel
Exposed fastener	
Available lamp	High pressure sodium lamp (HSE): 70W, 100W, 150W, 250W, 400W High pressure mercury lamp (HME): 80W, 125W, 175W, 250W, 400W Metal halide lamp (HIE): 70W, 100W, 150W, 175W, 250W, 400W Note: HPI European standard ballast is available in general
Rated voltage	220~240V AC 50Hz (60Hz is optional) Note: other voltage on request.
Earthing protection	M5 (internal & external earth bolts)
Degree of protection	IP66
Ambient temperature	-60°C~+60°C
Terminal	3 x 1.5~2.5mm ² (L+N+PE)
Cable entries	3 x M25 x 1.5 plugs for independent type 2 x M25 x 1.5 plugs for block type With seal gasket and plain washer at bottom entries
Cable gland (optional)	DQM-II (Ex d) or DQM-III (Ex d) is recommended. Please see P7/20~27.

Dimension drawings (all dimensions in mm) - subject to alteration



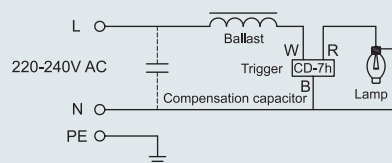
Enclosure	Size(mm)					
	A	B	C	D	E	F
I	215	288	117	258	41	191
II	230	313	137	283	41	206

Outline 1 (For block mounting, for example: used for series HRD51)

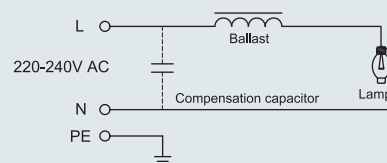
Enclosure	Size(mm)					
	A	B	C	D	E	F
I	204	288	117	258	41	191
II	229	313	137	283	41	206

Outline 2 (For independent mounting, for example: used for series HRT51-400)

Schematic diagram of light fittings and ballasts



Schematic diagram 1 (For HSE or HIE)



Schematic diagram 2 (For HME)